

PUBLIC NOTICE
By
TOWN OF GREENTOWN

Notice is hereby given that on Tuesday, July 16, 2024 at 8:30 p.m. the Greentown Town Council held a regular board meeting at 112 N Meridian Street, Greentown, IN. At that time Ordinance 2024-3 was read and passed.

ORDINANCE NO. 2024-3

**AN ORDINANCE AMENDING THE RATES AND CHARGES
FOR THE SEWER WORKS UTILITY**

WHEREAS, the Town of Greentown, Indiana (“Town”) operates a sewer works utility for the benefit of the citizens and the surrounding area;

WHEREAS, various ordinances have been adopted from time to time regarding policies and procedures for the sewer works and the establishment of sewer rates, fees and charges;

WHEREAS, the existing rates, fees and charges are set forth in the earlier Ordinance, Ordinance No. 2018-1, adopted on March 6, 2018;

WHEREAS, it has been determined by the Town Council that the existing rates are inadequate to fund the sewer works utility, and therefore should be amended and modified as provided for in this ordinance;

NOW, THEREFORE BE IT ORDAINED BY THE TOWN COUNCIL OF THE TOWN OF GREENTOWN, as follows:

1. SEWER RATES – for use of and service rendered by the sewer works, each user shall be charged in an amount based upon a fee schedule, shown in Appendix A.

All other provisions of Ordinance No. 2018-1 and earlier ordinances, not amended by this ordinance shall remain in full force and effect.


The provisions herein, when approved and adopted, shall be effective as soon as practicable.

SO ADOPTED this 16 day of JULY, 2024.


Town Council of the Town of Greentown




Scott Deyoe, President




Debra Everling



Craig Standish, Vice President




Mark Lantz



James Skinner

ATTEST



Teresa Duke, Clerk-Treasurer

Appendix A

Town of Greentown
Sewage Works
Schedule of Present and Proposed Rates and Charges
Appendix A

I Recurring Charges

A <u>Treatment Rate Per Month (Metered)</u>		Current	Effective	Effective	Effective	Effective	Effective
<u>Per 1000 Gallons</u>		Rates [1]	<u>Immediately</u>	<u>1/1/25</u>	<u>1/1/26</u>	<u>1/1/27</u>	<u>1/1/28</u>
	Rate per 1000 gallons	\$	\$	\$	\$	\$	\$
	All Users [2]	12.91	13.43	13.96	14.52	15.10	15.71

B Base Charge Per Month [2]
Size of Meter

	5/8	inch meter	\$ 35.20	\$ 36.61	\$ 38.07	\$ 39.60	\$ 41.18	\$ 42.83
	3/4	inch meter	35.20	36.61	38.07	39.60	41.18	42.83
	1	inch meter	73.60	76.54	79.61	82.79	86.10	89.55
	1 - 1/2	inch meter	158.07	164.39	170.97	177.81	184.92	192.32
	2	inch meter	265.60	276.22	287.27	298.76	310.71	323.14
	3	inch meter	598.28	622.21	647.10	672.98	699.90	727.90
	4	inch meter	1,033.39	1,074.73	1,117.71	1,162.42	1,208.92	1,257.28
	6	inch meter	2,338.64	2,432.19	2,529.47	2,630.65	2,735.88	2,845.31

[2] Plus 15% for all out of Town customers

D Residential Monthly Un-Metered Charge

Single Family Residence /Unit	\$ 95.03	\$ 98.83	\$ 102.78	\$ 106.90	\$ 111.17	\$ 115.62
-------------------------------	----------	----------	-----------	-----------	-----------	-----------

E Industrial Waste Monitoring Actual cost of monitoring - but not less than \$25 per sample event.

[1] Rates approved on March 6, 2018, in Ordinance 2018-1.

Town of Greentown
Sewage Works
Schedule of Proposed Rates and Charges - Continued

II	<u>Non-Recurring Charges</u>	Current	Effective
		<u>Rates [1]</u>	<u>Immediately</u>
A	<u>Tap Fee</u>	\$	\$
	Existing Homes	600.00	1,200.00
	New Homes	1,200.00	1,500.00
	Multi-Family	1,200.00	2,500.00
	Commercial	1,200.00	3,500.00
		Current	Effective
B	<u>Deposit</u>	<u>Rates [1]</u>	<u>Immediately</u>
		\$	\$
	All customers	100.00	150.00
	Renters	100.00	300.00
C	<u>Late Payment Penalty</u>	10% of Balance	
		\$	\$
D	<u>Delinquent Arrangement Agreement Form</u>	10.00	10.00
		\$	\$
E	<u>Bad Check Charge</u>	40.00	50.00

[1] Rates approved on March 6, 2018, in Ordinance 2018-1.

Town of Greentown
Sewage Works
Schedule of Estimated Capital Improvements
Fund # 6203

	<u>Cost Allocation</u>	<u>Estimated [1] Cost per Item</u>	<u>No. of Units [2]</u>	<u>Extension</u>	<u>Estimated [1] Service Life</u>	<u>Annual Amortization</u>
Back Hoe	W, S, & St	\$ 140,000	0.45	63,000	20	\$ 3,150
Water Pickup Truck	W, S, & St	40,000	0.45	18,000	15	1,200
Street Pickup Truck	W, S, & St	40,000	0.45	18,000	15	1,200
Dump Truck	W, S, & St	65,000	0.45	29,250	20	1,463
Flatbed Truck	W, S, & St	65,000	0.45	29,250	20	1,463
Sewer Pickup Truck (2)	S & W	40,000	1.00	40,000	15	2,667
Kubota Mower	S	6,000	1.00	6,000	10	600
Lab Equipment	S	50,000	1.00	50,000	10	5,000
Pumps	S	15,000	9.00	135,000	15	9,000
Blowers	S	15,000	8.00	120,000	12	10,000
Mixers	S	6,000	2.00	12,000	10	1,200
Polymer System	S	10,000	1.00	10,000	10	1,000
Valves	S	1,000	100.00	100,000	25	4,000
Electrical Controls	S	150,000	1.00	150,000	15	10,000
UV System	S	25,000	1.00	25,000	12	2,083
Flow Meters	S	20,000	4.00	80,000	15	5,333
Clarifiers	S	30,000	2.00	60,000	15	4,000
Automation	S	60,000	1.00	60,000	15	4,000
Office	S	10,000	1.00	10,000	10	1,000
Tools	S	10,000	1.00	10,000	15	667
Aeration Equipment	S	30,000	2.00	60,000	15	4,000
Screening Equipment	S	50,000	1.00	50,000	15	3,333
Misc.	S	10,000	1.00	10,000	10	1,000
Lift Station	S	150,000	1.00	150,000	25	6,000
Bobcat	W, S, St	40,000	0.45	18,000	20	900
Jet Vac	W, S, St	450,000	0.45	202,500	25	8,100
Radio Read Meter Reader	W & S	8,000	0.50	4,000	5	800
Meters	W & S	<u>700</u>	500.00	<u>350,000</u>	12	<u>29,167</u>
Total		<u>1,536,700.00</u>		<u>\$ 1,870,000</u>	<u>12.56</u>	<u>122,325.00</u>
Monthly Transfer Amount						<u>10,193.75</u>