
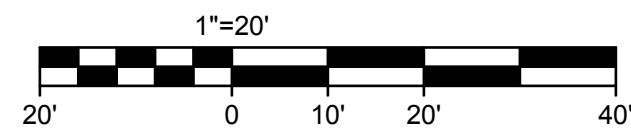

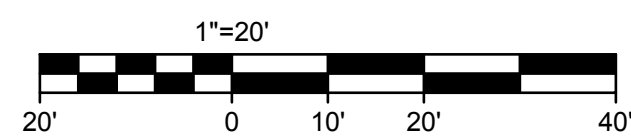


1 SITE LAYOUT A
C1.1 SCALE: 1" = 20'



2 SITE LAYOUT B
C1.1 SCALE: 1" = 20'



Engineering beyond.™

4240 Philips Farm Road, Suite 101
Columbia, MO 65201
573.397.5476
weareown.com

FORMERLY ANDERSON ENGINEERING

A licensed Missouri
Engineering Corporation
COA# 00062

**SIDEWALK
EXPANSION**

MAIN STREET
PRAIRIE HOME, MO

REVISIONS

NO.	DESCRIPTION	DATE

DRAWING INFORMATION

PROJECT NO: 24CO10002
DRAWN BY: BLL
CHECK BY: TPW
ISSUED DATE: 09/18/2024
FIELD BOOK:

PRELIMINARY
NOT FOR CONSTRUCTION

ISSUED BY: SURVEYOR
LICENSE NO: PLS No. #

**SHEET TITLE
SITE LAYOUT
PLAN**

SHEET NUMBER
C1.1
1 OF 2