

City of Kress Financial Report

September 2017 General Funds Profit & Loss

City of Kress
308 Skipworth Ave.
Kress, TX 79052
(806) 684-2525

The City of Kress strives to provide accurate financial data to the community. This report has been made as part as a commitment to our residents for financial transparency. Presented in this report are transactions, debits, credits, & deposits. Sensitive information has been redacted for security reasons. Each report will have a summary, visuals, and the original documents as image scans. Some reports may contain more or less information based on how documents were reported originally.

Transparency promotes accountability and provides information to the citizens of Kress about their local government. Residents should stay informed and gain knowledge about how the City of Kress operates, city revenue sources and amounts, city spending and debts. This helps to ensure that funds are spent efficiently and decisions are made openly on record. Our citizens are encourage to attend Public City Council Meetings, review all policies, budgets, agendas, and ordinances. For more information please visit www.cityofkress.com or city hall during normal business hours.

Open Records Request:

All request must be written or typed, sent via mail, email, contact form, or handed to the city in person. Please provide a detailed description of the information/record(s) you are requesting and include your name and address, dated and signed .

Ways to Submit Request:

By Mail:

City of Kress
P.O. Box 236
Kress, TX 79052

Online:

www.cityofkress.com

In Person:

City Hall
308 Skipworth Ave.
Kress, TX 79052

Income

September 2017

Deposit	USD Amounts
Comptroller Texas	\$1,170.12
Swisher Appraisal District	\$242.48
Total Deposit	\$1,412.60

Late Charge	USD Amounts
LCPEst	\$12.00
LCTrash	\$93.80
Total Late Charge	\$105.80

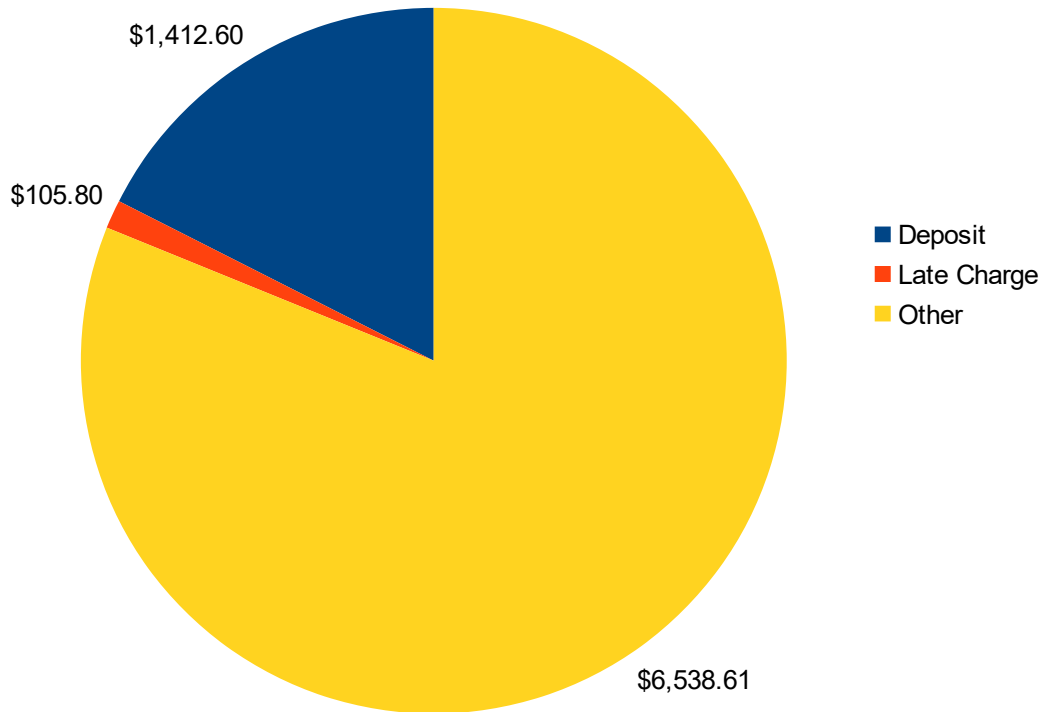
Other	USD Amounts
Pest Payment	\$595.00
Rent	\$50.00
Trash Payment	\$5,893.61
Total	\$6,538.61

Total Income	\$8,057.01
Gross Profit	\$8,057.01

Income Cont.

Income Chart

September 2017



Total Income

\$8,057.01

Expense
September 2017

Council Meeting Expense	USD Amounts
Fire Marshall	\$6.00
Other	\$35.00
Total	\$41.00

General	USD Amounts
Equipment/Repairs	\$38.64
Landfill Expense	\$109.15
Office Supplies	\$41.01
Payroll Expense	\$2,637.42
Quarterly Budget Fire Dept	\$750.00
TMRS Monthly Report	\$412.61
Trash Expense	\$4,128.20
Total	\$8,117.03

Miscellaneous	USD Amounts
Rader Cert.	\$35.00
Other	\$269.67
Total	\$304.67

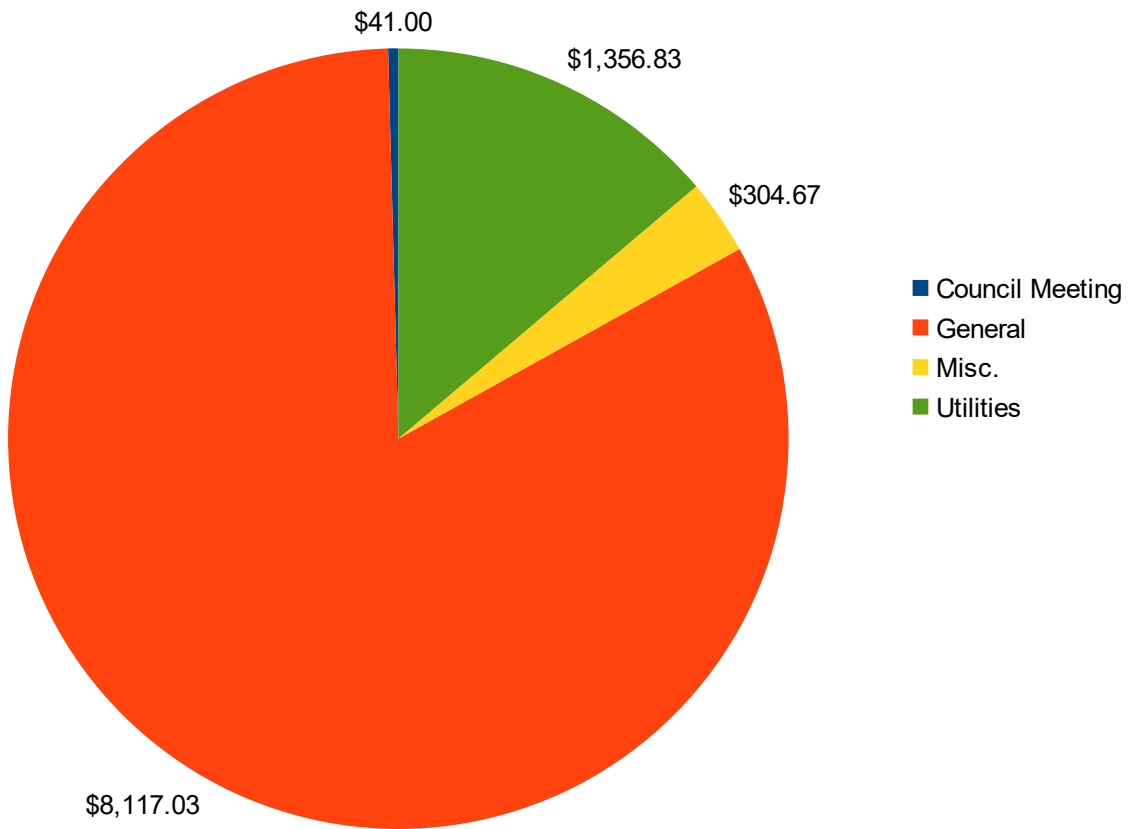
Utilities	USD Amounts
Cell Phone	\$74.21
Gas	\$128.24
Light	\$979.26
Telephone	\$175.12
Total	\$1,356.83

Total Expense	\$9,819.53
Net Income	-\$1,762.52

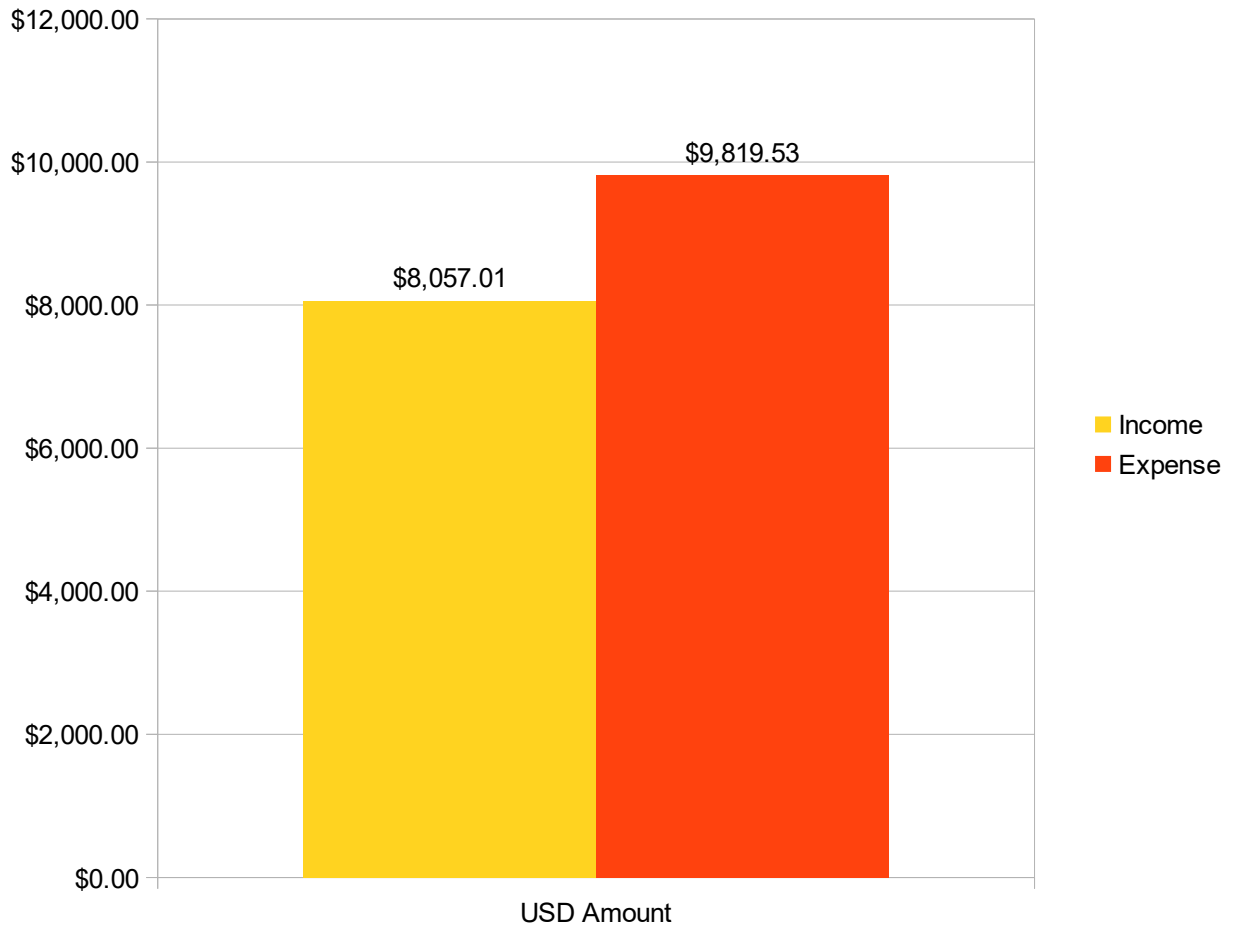
Expense Cont.

Expense Chart

September 2017



September 2017 Total Income and Expense Chart



Net Income

-\$1,762.52

The following are the original documents as image scans.

11:01 AM

10/02/17

Accrual Basis

General Fund - City of Kress
Profit & Loss
September 2017

	Sep 17
Income	
Deposit	
Comptroller-Texas	1,170.12
Swisher Appraisal District	242.48
Total Deposit	1,412.60
Late Charge	
LCPest	12.00
LCTrash	93.80
Total Late Charge	105.80
Pest Payment	595.00
Rent	50.00
Trash Payment	5,893.61
Total Income	8,057.01
Gross Profit	8,057.01
Expense	
Council Meeting Expense	
Fire Marshall	6.00
Council Meeting Expense - Other	35.00
Total Council Meeting Expense	41.00
Equipment/Repairs	38.64
Landfill Expense	109.15
Miscellaneous	
Radar Cert.	35.00
Miscellaneous - Other	269.67
Total Miscellaneous	304.67
Office Supplies	41.01
Payroll Expenses	2,637.42
Quarterly Budget-Fire Dept	750.00
TMRS Monthly Report Expense	412.61
Trash Expense	4,128.20
Utilities	
Cell Phone	74.21
Gas	128.24
Light	979.26
Telephone	175.12
Total Utilities	1,356.83
Total Expense	9,819.53
Net Income	-1,762.52