

# **City of Kress Financial Report**

## **May 2017 WW & SS Profit & Loss**

City of Kress  
308 Skipworth Ave.  
Kress, TX 79052  
(806) 684-2525

The City of Kress strives to provide accurate financial data to the community. This report has been made as part as a commitment to our residents for financial transparency. Presented in this report are transactions, debits, credits, & deposits. Sensitive information has been redacted for security reasons. Each report will have a summary, visuals, and the original documents as image scans. Some reports may contain more or less information based on how documents were reported originally.

Transparency promotes accountability and provides information to the citizens of Kress about their local government. Residents should stay informed and gain knowledge about how the City of Kress operates, city revenue sources and amounts, city spending and debts. This helps to ensure that funds are spent efficiently and decisions are made openly on record. Our citizens are encourage to attend Public City Council Meetings, review all policies, budgets, agendas, and ordinances. For more information please visit [www.cityofkress.com](http://www.cityofkress.com) or city hall during normal business hours.

### **Open Records Request:**

All request must be written or typed, sent via mail, email, contact form, or handed to the city in person. Please provide a detailed description of the information/record(s) you are requesting and include your name and address, dated and signed .

---

### **Ways to Submit Request:**

#### **By Mail:**

City of Kress  
P.O. Box 236  
Kress, TX 79052

#### **Online:**

[www.cityofkress.com](http://www.cityofkress.com)

#### **In Person:**

City Hall  
308 Skipworth Ave.  
Kress, TX 79052

## Income

May 2017

<b>Deposit</b>	<b>USD Amounts</b>
Disconnect Fee	\$173.09
<b>Total Deposit</b>	<b>\$173.09</b>

<b>Late Charge</b>	<b>USD Amounts</b>
LC Sewer	\$137.10
LC Water	\$308.35
<b>Total Late Charge</b>	<b>\$445.45</b>

<b>Other</b>	<b>USD Amounts</b>
Lighthouse Electric Coop	\$540.30
Mid-Plains Telephone	\$309.06
Over-Payments Credits	\$282.37
Sewer Payment	\$4,056.48
Water Payment	\$10,052.25
Water	\$22.80
Water Deposits	\$450.00
Waterline Repair	\$35.00
<b>Total</b>	<b>\$15,748.26</b>

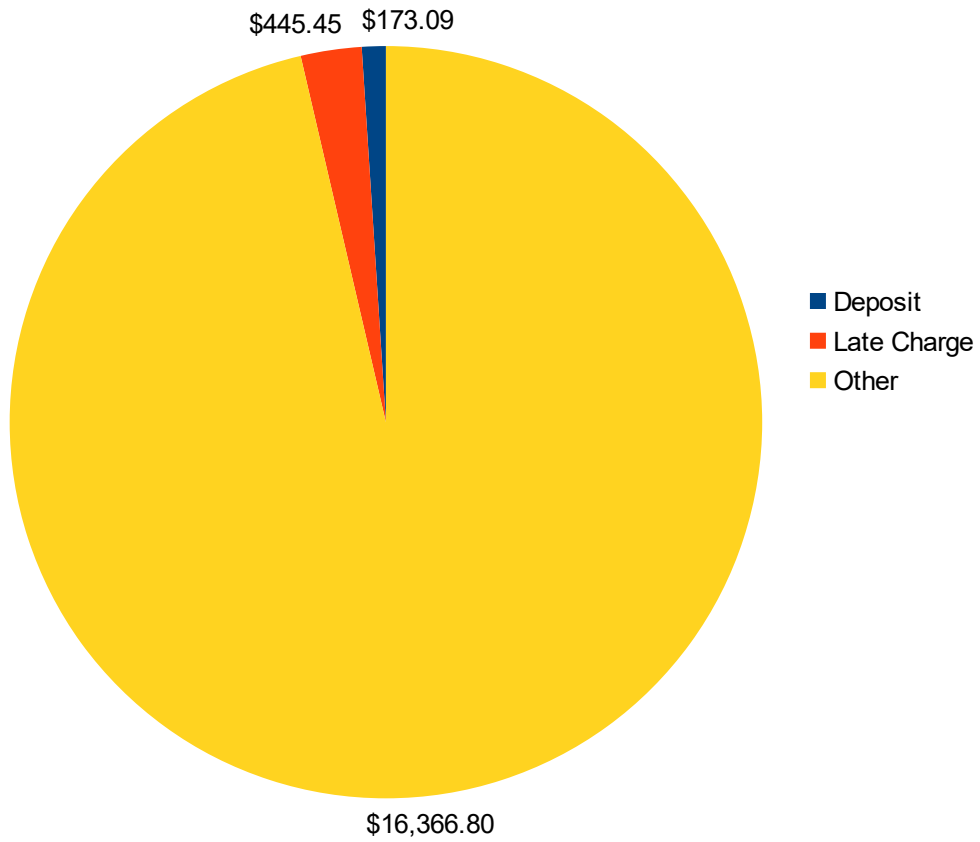
**Total Income** **\$16,366.80**

\*Original document shows a different Income total amount and Net Income amount

# Income Cont.

## Income Chart

May 2017



**Total Income**

**\$16,366.80**

## Expense

May 2017

<b>General Repairs</b>	<b>USD Amounts</b>
Equipment	\$834.58
Sewer Machine Repairs	\$205.90
Supplies	\$662.08
<b>Total</b>	<b>\$1,702.56</b>

<b>Expenses</b>	<b>USD Amounts</b>
Chlorine/Cyl.	\$30.00
Engineering and Environmental	\$497.62
Fuel Expense	\$163.22
Water Bill Cards	\$177.00
Payroll Expense	\$5,253.32
Professional Services – Audit	\$1,500.00
Contract Services	\$250.00
Soil Sample Testing	\$258.00
Water Sample Testing	\$55.12
Tools	\$120.72
Training – Water School	\$360.00
Water Deposit Refund	\$150.00
<b>Total</b>	<b>\$8,815.00</b>

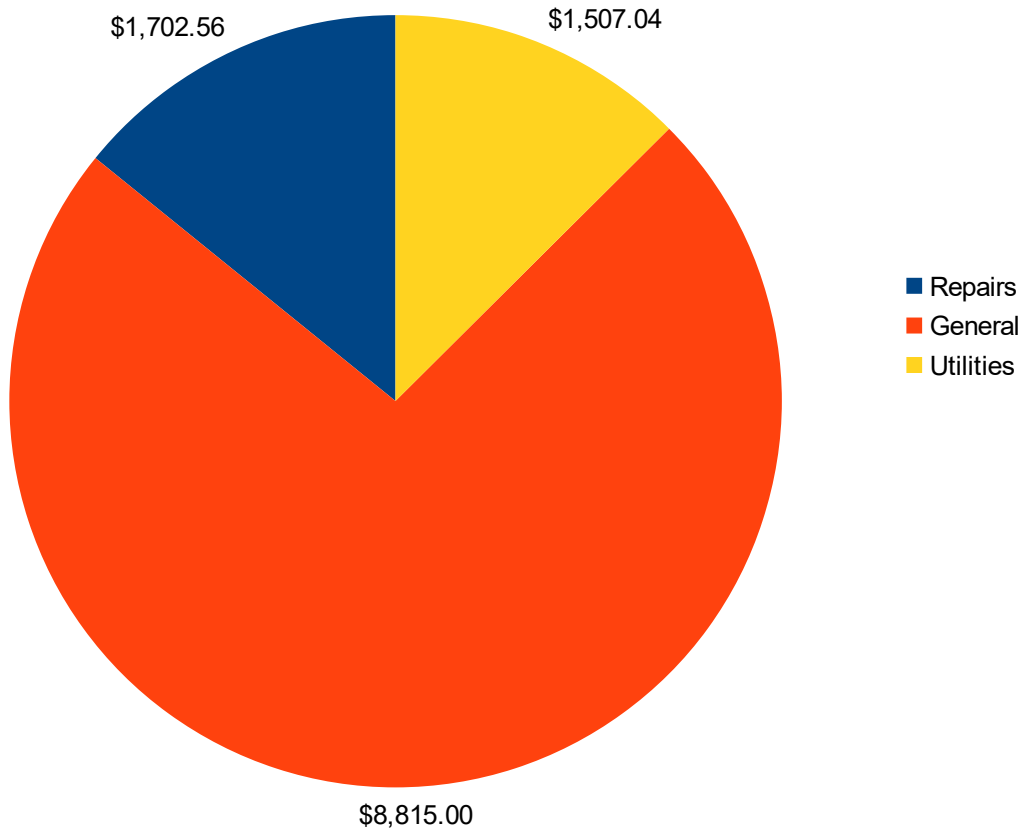
<b>Utilities</b>	<b>USD Amounts</b>
Cell Phone	\$74.21
Light-Energy	\$563.21
Telephone	\$168.54
Well House Utilities	\$701.08
<b>Total</b>	<b>\$1,507.04</b>

**Total Expense** **\$12,024.60**

## Expense Cont.

Expense Chart

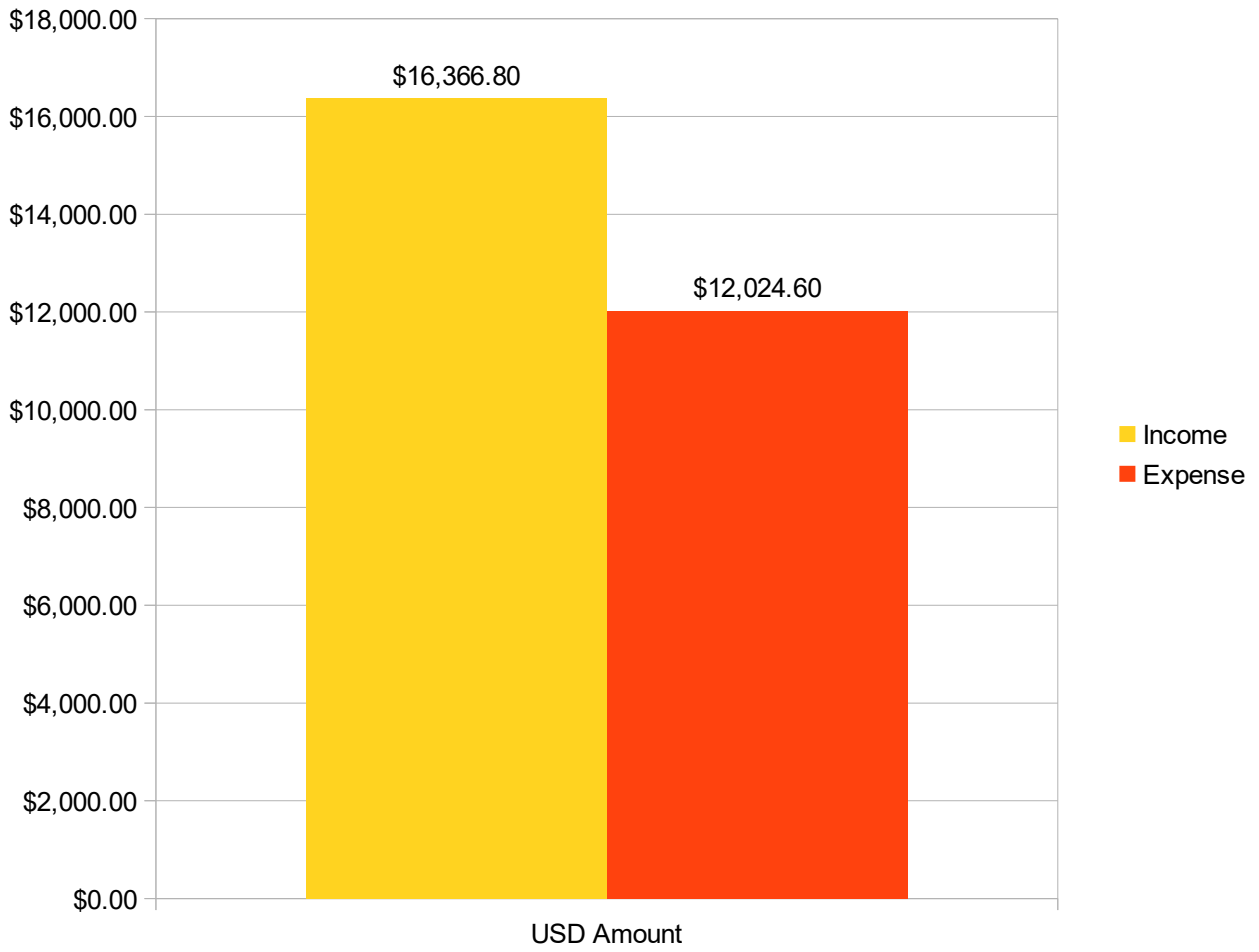
May 2017



**Total Expense**

**\$12,024.60**

## May WW&SS 2017 Total Income and Expense Chart



**Net Income**

**\$4,342.20**

**The following are the original documents as image scans.**



**WW & SS Fund - City of Kress**  
**Profit & Loss**  
 May 2017

06/02/17

Accrual Basis

	<u>May 17</u>
<b>Ordinary Income/Expense</b>	
<b>Income</b>	
<b>Deposit</b>	
Disconnect Fee	173.09
Late Charge	
LCSewer	137.10
LCWater	308.35
	<hr/>
<b>Total Late Charge</b>	445.45
Lighthouse Electric Coop	540.30
Mid-Plains Telephone	309.06
Over-Payments Credits	282.37
Sewer Payment	4,056.48
Water Payment	10,050.25
	<hr/>
<b>Total Deposit</b>	15,857.00
Water	22.80
Water Deposits	450.00
Waterline Repair	35.00
	<hr/>
<b>Total Income</b>	16,364.80
	<hr/>
<b>Gross Profit</b>	16,364.80
<b>Expense</b>	
Chlorine/ Cyl.	30.00
Engineering and Environmental	497.62
Fuel Expense	163.22
General Repairs	
Repairs	
Equipment	834.58
	<hr/>
<b>Total Repairs</b>	834.58
Sewer Machine Repairs	205.90
Supplies	662.08
	<hr/>
<b>Total General Repairs</b>	1,702.56
Office Supplies	
Water Bill Cards	177.00
	<hr/>
<b>Total Office Supplies</b>	177.00
Payroll Expenses	5,253.32
Professional Services	
Audit	1,500.00
Contract Services	250.00
	<hr/>
<b>Total Professional Services</b>	1,750.00
Samples/Testing	
Soil Sample testing	258.00
Water Sample Testing	55.12
	<hr/>
<b>Total Samples/Testing</b>	313.12
Tools	120.72
Training/Education	
Water School	360.00
	<hr/>
<b>Total Training/Education</b>	360.00

**WW & SS Fund - City of Kress**  
**Profit & Loss**  
May 2017

06/02/17  
Accrual Basis

	<u>May 17</u>
<b>Utilities</b>	
Cell Phone	74.21
Light-Energy	563.21
Telephone	168.54
Well House Utilities	701.08
	<hr/>
<b>Total Utilities</b>	1,507.04
<b>Water Deposit Refund</b>	150.00
	<hr/>
<b>Total Expense</b>	12,024.60
	<hr/>
<b>Net Ordinary Income</b>	4,340.20
	<hr/>
<b>Net Income</b>	<u>4,340.20</u>