

City of Kress Financial Report

April 2017 WW & SS Profit & Loss

City of Kress
308 Skipworth Ave.
Kress, TX 79052
(806) 684-2525

The City of Kress strives to provide accurate financial data to the community. This report has been made as part as a commitment to our residents for financial transparency. Presented in this report are transactions, debits, credits, & deposits. Sensitive information has been redacted for security reasons. Each report will have a summary, visuals, and the original documents as image scans. Some reports may contain more or less information based on how documents were reported originally.

Transparency promotes accountability and provides information to the citizens of Kress about their local government. Residents should stay informed and gain knowledge about how the City of Kress operates, city revenue sources and amounts, city spending and debts. This helps to ensure that funds are spent efficiently and decisions are made openly on record. Our citizens are encourage to attend Public City Council Meetings, review all policies, budgets, agendas, and ordinances. For more information please visit www.cityofkress.com or city hall during normal business hours.

Open Records Request:

All request must be written or typed, sent via mail, email, contact form, or handed to the city in person. Please provide a detailed description of the information/record(s) you are requesting and include your name and address, dated and signed .

Ways to Submit Request:

By Mail:

City of Kress
P.O. Box 236
Kress, TX 79052

Online:

www.cityofkress.com

In Person:

City Hall
308 Skipworth Ave.
Kress, TX 79052

Income

April 2017

Deposit	USD Amounts
Disconnect Fee	\$68.34
E-Payment Deposit	\$891.47
Interest	\$0.59
Total Deposit	\$960.40

Late Charge	USD Amounts
LC Sewer	\$90.34
LC Water	\$205.06
Total Late Charge	\$295.40

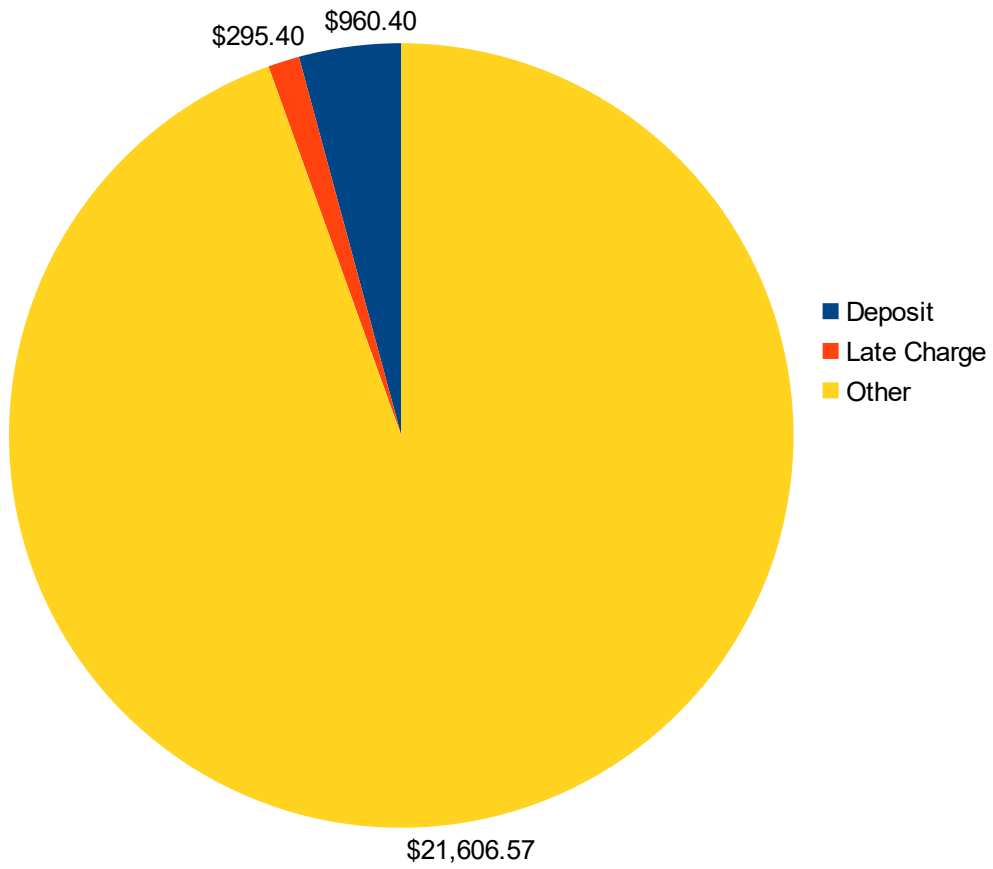
Other	USD Amounts
Mid-Plains Telephone	\$422.46
Over-Payments Credits	\$267.24
Sewer Payment	\$3,848.62
Water Payment	\$8,722.25
NSF	\$25.00
Water & Sewer Taps	\$21.00
Water Deposits	\$300.00
Kress National Bank Loan	\$8,000.00
Sewer Truck Repair	
Total	\$21,606.57

Total Income **\$22,862.37**

Income Cont.

Income Chart

April 2017



Total Income

\$22,862.37

Expense

April 2017

General Repairs	USD Amounts
Supplies	\$190.99
Waste Water Plant Repairs	\$108.24
Well House Repairs	\$280.00
Heavy Equip Repairs	\$8,099.97
Sewer Line Repair	\$380.24
Total	\$9,059.44

Expenses	USD Amounts
Chlorine/Cyl.	\$30.00
TMRS Monthly Report	\$486.32
Fuel	\$281.33
Insurance Renewal	\$1,863.00
Payroll Expenses	\$5,640.86
Professional Services Contract	\$250.00
Water Report	\$100.00
Total	\$8,651.51

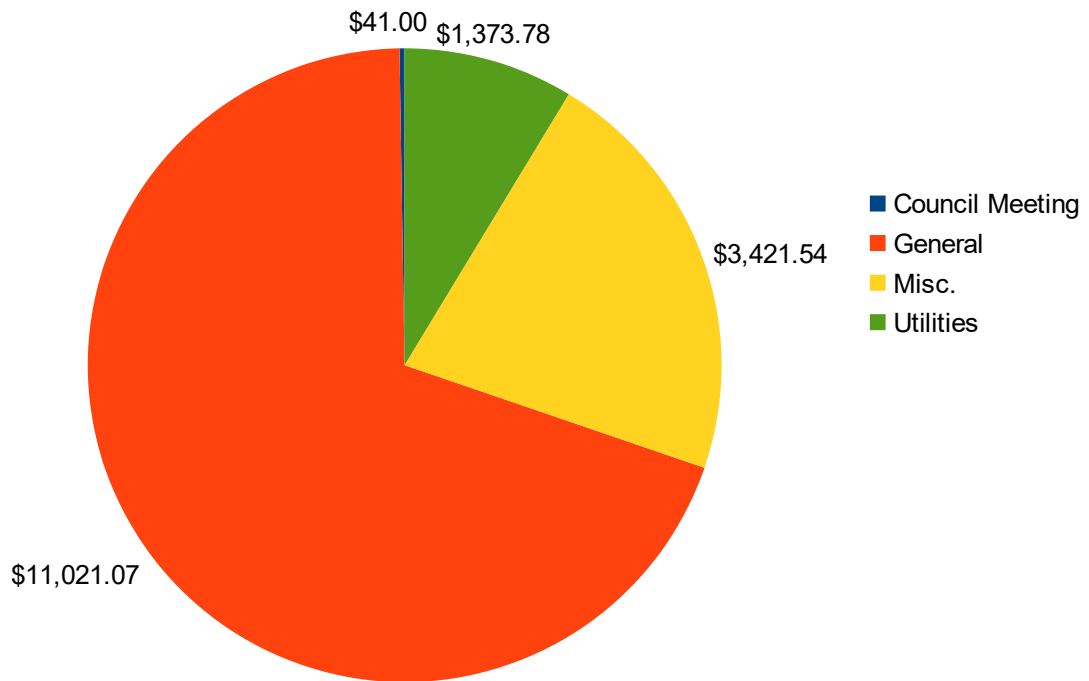
Utilities	USD Amounts
Cell Phone	\$77.33
Gas-Energy	\$164.11
Light-Energy	\$608.14
Telephone	\$176.94
Well House Utilities	\$638.85
Total	\$1,665.37

Total Expense **\$19,376.32**

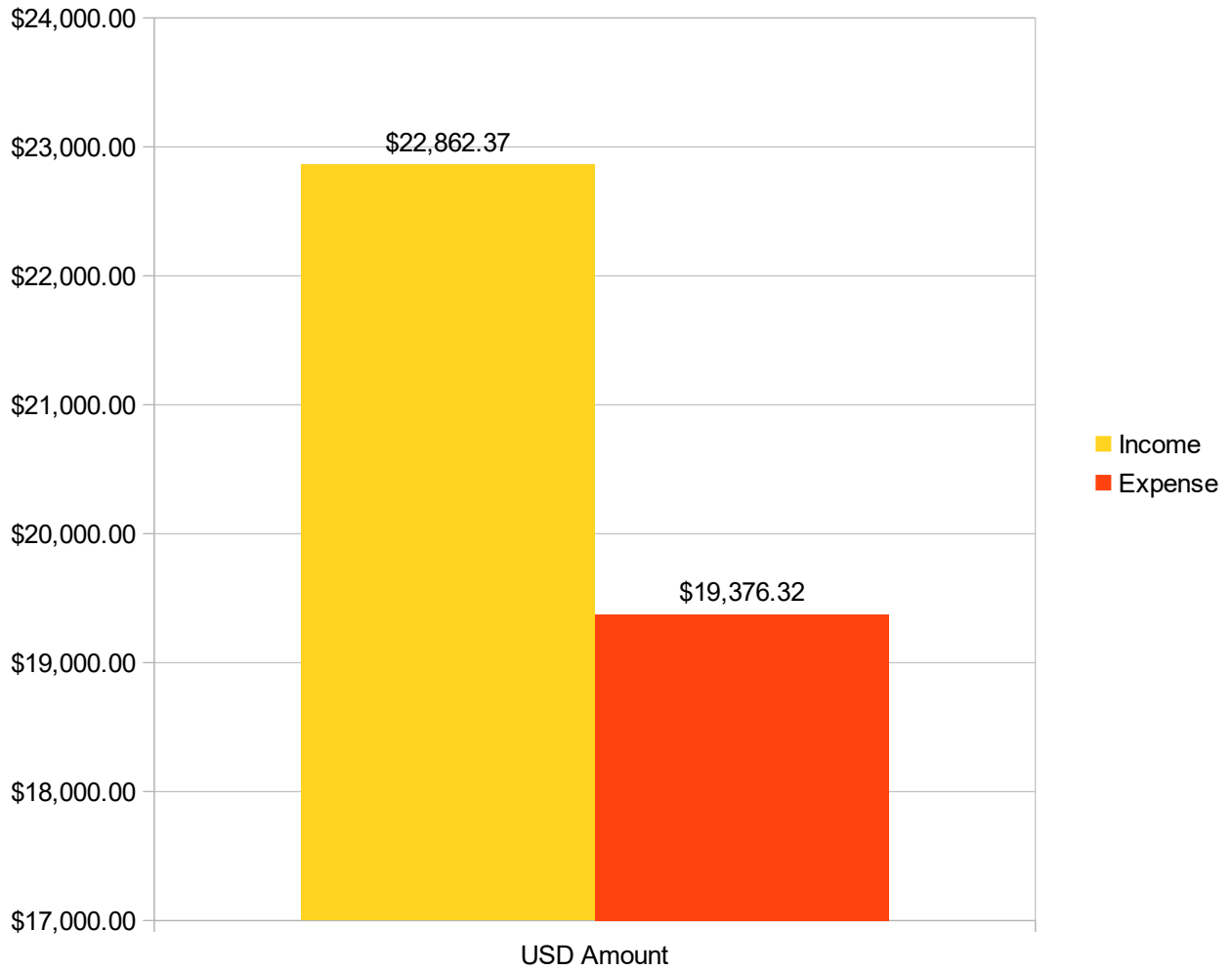
Expense Cont.

Expense Chart

April 2017



April WW&SS 2017 Total Income and Expense Chart



Net Income

\$3,486.05

The following are the original documents as image scans.

2:33 PM

05/08/17

Accrual Basis

WW & SS Fund - City of Kress
Profit & Loss
April 2017

	Apr 17
Ordinary Income/Expense	
Income	
Deposit	
Disconnect Fee	68.34
E-Payment Deposit	891.47
Interest	0.59
Late Charge	
LC Sewer	90.34
LC Water	205.06
Total Late Charge	295.40
Mid-Plains Telephone	422.46
Over-Payments Credits	267.24
Sewer Payment	3,848.62
Water Payment	8,722.25
Total Deposit	14,516.37
NSF	25.00
Water and Sewer Taps	21.00
Water Deposits	300.00
Total Income	14,862.37
Gross Profit	14,862.37
Expense	
Chlorine/ Cyl.	30.00
City Retirement Expense	
TMRS Monthly Report Expense	486.32
Total City Retirement Expense	486.32
Fuel Expense	281.33
General Repairs	
Supplies	190.99
Waste Water Plant Repairs	108.24
Well House Repairs	280.00
Total General Repairs	579.23
Heavy Equip-Repairs	8,099.97
Insurance	
Renewal	1,863.00
Total Insurance	1,863.00
Payroll Expenses	5,640.86
Professional Services	
Contract Services	250.00
Total Professional Services	250.00
Sewer Line Repair	380.24
Utilities	
Cell Phone	77.33
Gas-Energy	164.11
Light-Energy	608.14
Telephone	176.94
Well House Utilities	638.85
Total Utilities	1,665.37
Water Report	100.00
Total Expense	19,376.32
Net Ordinary Income	4,513.05

2:33 PM

05/08/17

Accrual Basis

WW & SS Fund - City of Kress
Profit & Loss
April 2017

	<u>Apr 17</u>
Other Income/Expense	
Other Income	
KNB Loan- Sewer Truck Repairs	8,000.00
Total Other Income	<u>8,000.00</u>
Net Other Income	<u>8,000.00</u>
Net Income	<u><u>3,486.05</u></u>